

THANK YOU FOR YOUR PURCHASE!



Did you know that when you leave feedback on TPT you earn credits towards future purchases?

★★★★★ Extremely satisfied

I truly appreciate your feedback to help my little store grow.

LET'S BE FRIENDS

Access my
Freebie
Library

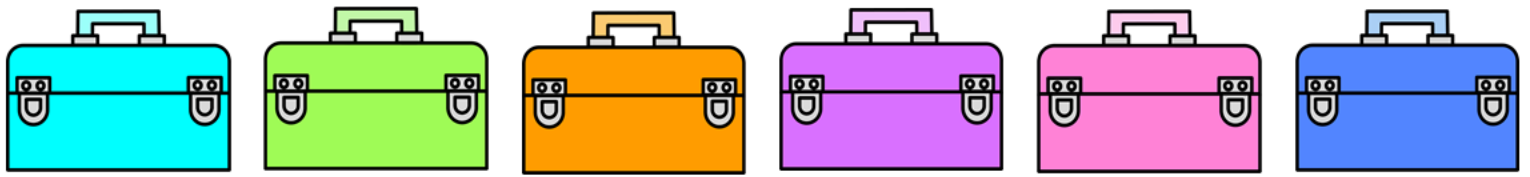


Stay updated on new product announcements (they are 50% off for the first 24 hrs posted!) by following me on TPT, checking out my website, and subscribing to my newsletter.



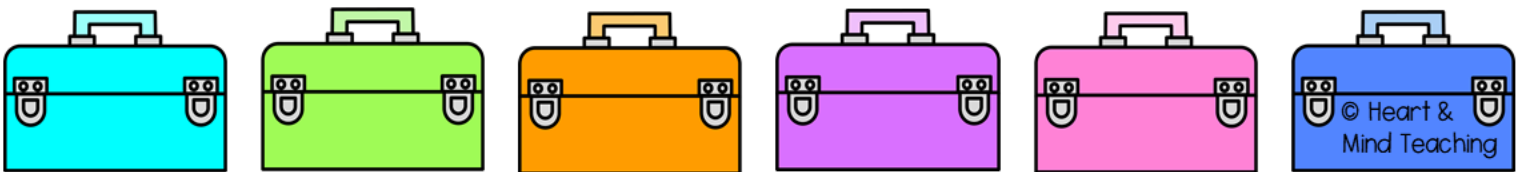
If you have any questions or concerns please email me at:
heartandmindteaching@gmail.com

♥
Ashley

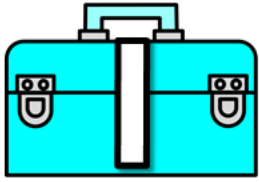


BEHAVIOR TOOLBOX

Irresponsible



BEHAVIOR TOOLBOX



Irresponsible

What it looks like

*Student often does not fulfill responsibilities, including turning in assignments or completing assignments/tasks.

*He/she frequently does not bring necessary materials to class.

*Student does not utilize his/her time effectively.

*Student looks like they are always daydreaming.

*He/she always has an excuse and will blame others.

*This student lacks self-discipline.

*He/she will never accept accountability for their own actions.

*Student is extremely disorganized. Their desk, backpack, room at home, and every area in their life is a mess.

*This student has a very poor self-image.

*He/she lacks consistency.

*Student comes across like they do not care about anything.

Irresponsible

BEHAVIOR TOOLBOX



Irresponsible

What to do

*Speak to the student about what it means to be responsible, that it has to do with being accountable for our actions and making good choices. Give specific examples of how they have not been responsible. Have the student identify responsibilities they have at home and school (completing homework on time, cleaning their room, following class rules, etc.). Then have them think of a new responsibility they can take on in the classroom such as running errands, and being a classroom or clean up helper. Assign them that responsibility and reiterate the importance of it. Be confident in the students ability to change and be more responsible, say "I think this will work for you." or "I really think this is going to help both of us."

*Create a goal sheet, contract, or daily/weekly check in chart (with the collaboration of the student) to develop their responsible behavior. Hold the student accountable to the contract. At first, the goals should be short term goals that can be achieved that way the student feels immediate success.

*Provide positive reinforcement and verbal praise to this student for any improvement, no matter how small. This student must feel success to have a reason to be responsible.

*When holding the student accountable for being irresponsible, be careful not to withdraw all privileges (example- taking away recess or participation in fun activities) this can cause the student to lose motivation.

*Appeal to the interests and needs of the student versus telling them what to do. Instead of saying "You should do this" try saying "If you do this, you will..."

*Provide explicit, step-by-step directions for all projects and assignments, including check-lists and to-do lists (get out pencil, put name on paper, put date on paper, read directions, etc.) Break long-term assignments into chunks with due dates for each section.

*Conduct a classroom lesson on responsibility. Make a list of responsible behaviors and irresponsible behaviors. Talk about how those effect everyone. After the lesson, pick a behavior you want to see improve, and challenge the whole class to improve it. For example, the most tidy desk of the day or the cleanest lunch area.

Irresponsible

BEHAVIOR TOOLBOX



Irresponsible

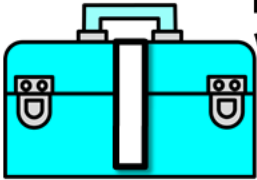
What NOT to do

- *Do not embarrass the student in front of his/her peers.
- *Do not be inconsistent, if you say you are going to have a specific consequence that needs to be followed through. This student needs consistency.
- *Do not nag this student, instead encourage and remind.
- *Do not assume that this student does not care at all, and will never be able to change.
- *Do not forget to recognize this student's efforts to change and any small signs of improvement.
- *Do not fail to inform parents of the concern, they likely are frustrated with the same behavior at home. Suggest similar interventions to be done at home that are being done in the classroom. Such as a contract or goal chart on the fridge with chores the student is responsible for. Suggest breaking homework up into shorter chunks, completion of a certain amount of work earns a break or designated preferred activity. Also suggest a visual organization aide such as schedules, to do lists, and a checklist for what to bring to school each day.

Irresponsible


BEHAVIOR TOOLBOX

Irresponsible Quick Guide



What it looks like

- *He/she frequently does not bring materials to class.
- *Student does not utilize his/her time effectively.
- *Student does not fulfill responsibilities, including turning in or completing assignments.
- *Student looks like they are always daydreaming.
- *He/she always has an excuse and will blame others.
- *He/she will never accept accountability.
- *Student is extremely disorganized.
- *This student has a very poor self-image.




What to do

- *Create a goal sheet, contract, or daily/weekly check in chart (with the collaboration of the student) to develop their responsible behavior. Hold the student accountable to the contract. At first, the goals should be short term goals that can be achieved.
- *Provide positive reinforcement to this student for any improvement, no matter how small.
- *When holding the student accountable for being irresponsible, be careful not to withdraw all privileges.
- *Assign this student responsibilities that will develop responsibility, such as running errands, classroom helper, clean up helper, etc.
- *Appeal to the interest of the student versus telling them what to do. Instead of saying "You should do this" say "If you do this, you will..."
- *Be confident in the students ability to change and be more responsible, say "I think this will work for you." or "I really think this is going to help both of us."
- *Provide explicit, step-by-step directions for all projects and assignments, including check-lists and to-do lists (get out pencil, put name on paper, put date on paper, read directions, etc.) Break long-term assignments into chunks with due dates for each section.



What NOT to do

- *Do not embarrass the student in front of his/her peers.
- *Do not be inconsistent, if you say you are going to have a specific consequence that needs to be followed through.
- *Do not nag this student, instead encourage and remind.
- *Do not forget to recognize this student's efforts to change and any small signs of improvement.
- *Do not fail to inform parents of the concern.



Irresponsible

What to do (Cont.)

(example- taking away recess or participation in fun activities) this can cause the student to lose motivation.

*Appeal to the interests and needs of the student versus telling them what to do. Instead of saying "You should do this" try saying "If you do this, you will..."

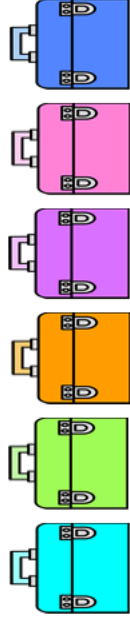
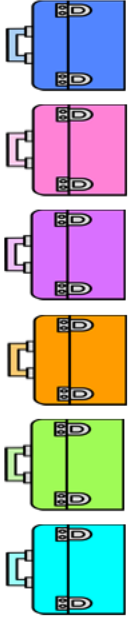
*Provide explicit, step-by-step directions for all projects and assignments, including check-lists and to-do lists (get out pencil, put name on paper, put date on paper, read directions, etc.) Break long-term assignments into chunks with due dates for each section.

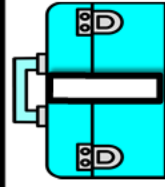
*Conduct a classroom lesson on responsibility. Make a list of responsible behaviors and irresponsible behaviors. Talk about how those effect everyone. After the lesson, pick a behavior you want to see improve, and challenge the whole class to improve it. For example, the most tidy desk of the day or the cleanest lunch area.

"A change in
behavior
begins with a
change in
the heart."

BEHAVIOR TOOLBOX

Irresponsible

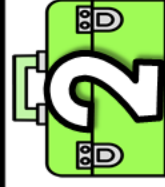




Irresponsible

What it looks like

- *Student often does not fulfill responsibilities, including turning in assignments or completing assignments/tasks.
- *He/she frequently does not bring necessary materials to class.
- *Student does not utilize his/her time effectively.
- *Student looks like they are always daydreaming.
- *He/she always has an excuse and will blame others.
- *This student lacks self-discipline.
- *He/she will never accept accountability for their own actions.
- *Student is extremely disorganized. Their desk, backpack, room at home, and every area in their life is a mess.
- *This student has a very poor self-image.
- *He/she lacks consistency.
- *Student comes across like they do not care about anything.



Irresponsible

What to do

- *Speak to the student about what it means to be responsible, that it has to do with being accountable for our actions and making good choices. Give specific examples of how they have not been responsible. Have the student identify responsibilities they have at home and school (completing homework on time, cleaning their room, following class rules, etc.). Then have them think of a new responsibility they can take on in the classroom such as running errands, and being a classroom or clean up helper. Assign them that responsibility and reiterate the importance of it. Be confident in the students ability to change and be more responsible, say "I think this will work for you." or "I really think this is going to help both of us."
- *Create a goal sheet, contract, or daily/weekly check in chart (with the collaboration of the student) to develop their responsible behavior. Hold the student accountable to the contract. At first, the goals should be short term goals that can be achieved that way the student feels immediate success.
- *Provide positive reinforcement and verbal praise to this student for any improvement, no matter how small. This student must feel success to have a reason to be responsible.
- *When holding the student accountable for being irresponsible, be careful not to withdraw all privileges... (Continues on the flap)



Irresponsible

What NOT to do

- *Do not embarrass the student in front of his/her peers.
- *Do not be inconsistent, if you say you are going to have a specific consequence that needs to followed through. This student needs consistency.
- *Do not nag this student, instead encourage and remind.
- *Do not assume that this student does not care at all, and will never be able to change.
- *Do not forget to recognize this students efforts to change and any small signs of improvement.
- *Do not fail to inform parents of the concern, they likely are frustrated with the same behavior at home. Suggest similar interventions to be done at home that are being done in the classroom. Such as a contract or goal chart on the fridge with chores the student is responsible for.
- Suggest breaking homework up into shorter chunks, completion of a certain amount of work earns a break or designated preferred activity. Also suggest a visual organization aide such as schedules, to do lists, and a checklist for what to bring to school each day.

CHECK THESE OUT

CLICK ON THE PICTURES TO GET A CLOSER LOOK.



This product and **49** others are included in this Bundle →



COUNSELOR
Collab
— with Laura & Ashley —



Would you like to spend less time browsing for resources and lesson planning, and more time serving students? Let Laura from [Music City Counselor](#) and Ashley from [Heart and Mind Teaching](#) do the work for you!

CLICK TO COLLAB

MEMBER PERKS

- ♥ Data-driven resources by theme.
- ♥ \$35+ value of ready-to-use materials.
- ♥ Lessons, group curriculums, forms, & activities.
- ♥ Tier 1, 2, and 3 research-based resources.
- ♥ No contracts, cancel anytime.



THANK YOU

FOR SUPPORTING MY LITTLE SHOP.

Hi there! I'm Ashley- a School Counselor, curriculum developer, blogger, and mama to two young boys. I have a passion for creating fun and engaging resources for Counseling and Social Emotional Learning.

LET'S BE FRIENDS

Ashley

Access my
Freebie
Library



FOLLOW FOR EXCLUSIVE SAVINGS

New products are 50% off for 24hrs.

CLICK HERE

★ HOW CAN YOU EARN TPT CREDITS? When you leave feedback, TpT rewards you with credits that you can use toward future purchases.

ACCESS MY FREEBIE LIBRARY

Join my Newsletter to be informed of all future added freebies.

I WANT FREEBIES

TERMS OF USE

© Heart and Mind Teaching, 2017, 2024. All rights reserved. Purchase of this item entitles the purchaser the right to reproduce for classroom, personal, and google classroom use only. Use in multiple classrooms, requires the purchase of additional licenses. Redistribution or duplication of this product is strictly forbidden without the written permission of the publisher. Copying any part of this product and placing it on a publicly accessible website is strictly forbidden and is a violation of the Digital Millennium Copyright Act (DMCA). You may post this for single-classroom use on a password protected student site such as google classroom. **You may NOT post my products on any public, for-profit, or commercial websites or entities, such as Outschool.** Please do not sell or distribute any part of this as your own. Thank you for abiding by universally accepted codes of professional ethics while using this product.



If you have any questions or concerns please email me at:

heartandmindteaching@gmail.com

CREDITS

